Wichtig! Bitte mit der Pflege-anleitung aufbewahren!

Important! Please keep together with care instructions!

Let op! Bewaren samen met de onderhoudsinstructies!

Important! Conserver ensemble avec les conseils d'entretien!

Importante! Conservare con le istruzioni per la manutenzione!

Ważne! Proszę przechowywać razem z instrukcją pielęgnacji

MONTAGE HANDLEIDUNG 16/25 mm Jaloezie met Schaarsteun

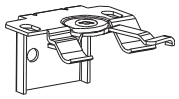

Bitte nur beiliegende Elemente verwenden.
Please use enclosed elements only.
Gelieve enkel bijgevoegde elementen te gebruiken
Se servir exclusivement éléments jointes.
Si prega di utilizzare solo parti allegare ele
Proszę użyć tylko załączonych elementów.

Voorzichtig uitpakken pas op dat u de koorden niet doorknipt

Montage • Fitting • Montage • Montaggio • Montaż

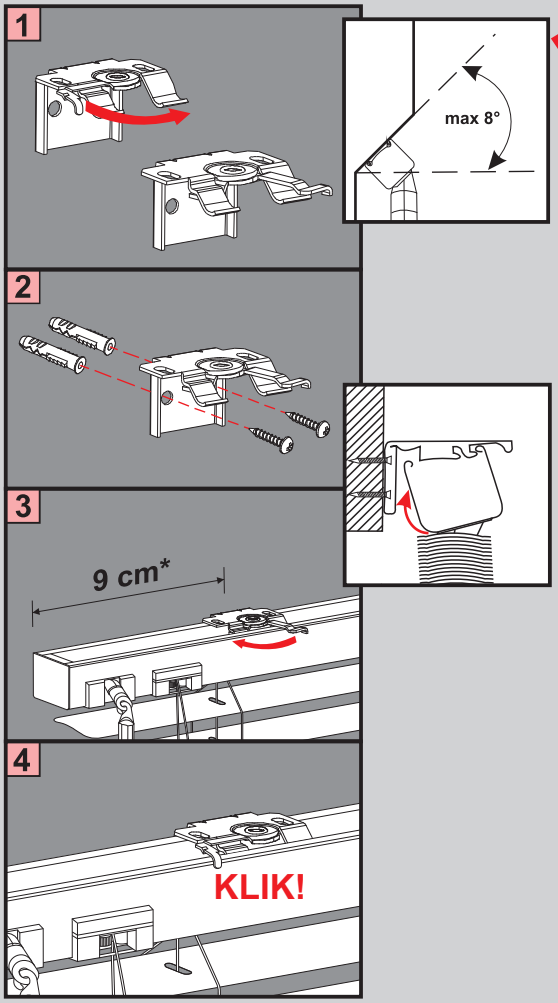

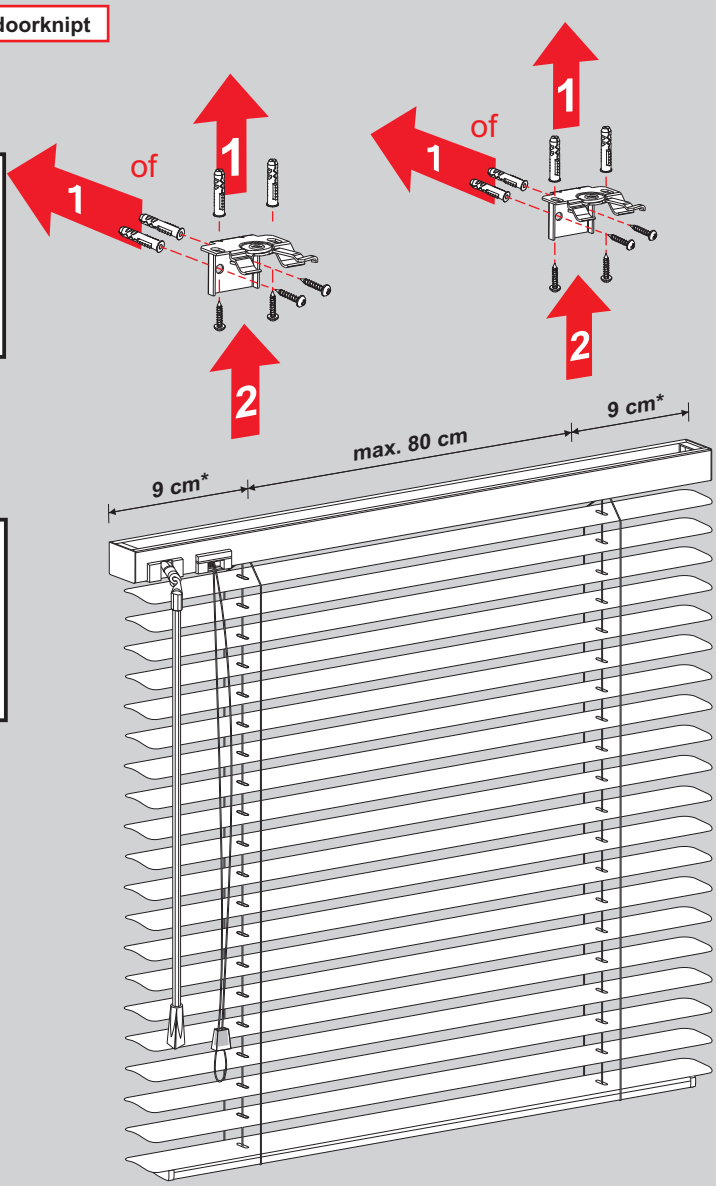

* Afstand van de steunen is niet bepalend geen steun boven het mechanisme plaatsen

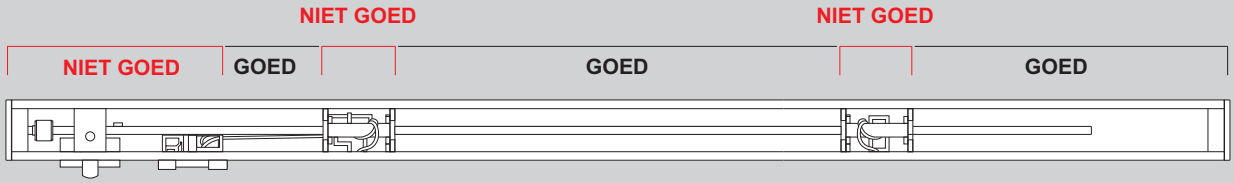

type Monocommando



Wichtig! Bitte mit der Pflege-anleitung aufbewahren!

Important! Please keep together with care instructions!

Let op! Bewaren samen met de onderhoudsinstructies!

Important! Conserver ensemble avec les conseils d'entretien!

Importante! Conservare con le istruzioni per la manutenzione!

Ważne! Proszę przechowywać razem z instrukcją pielęgnacji

MONTAGE HANDLEIDING
16/25 mm Jaloezie met Schaarsteun + zijgeleiding

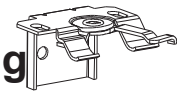

Bitte nur beiliegende Elemente verwenden.
Please use enclosed elements only.
Gelieve enkel bijgevoegde elementen te gebruiken
Se servir exclusivement éléments jointes.
Si prega di utilizzare solo parti allegare ele
Proszę użyć tylko załączonych elementów.

Montage • Fitting • Montage

Zijgeleiding odd

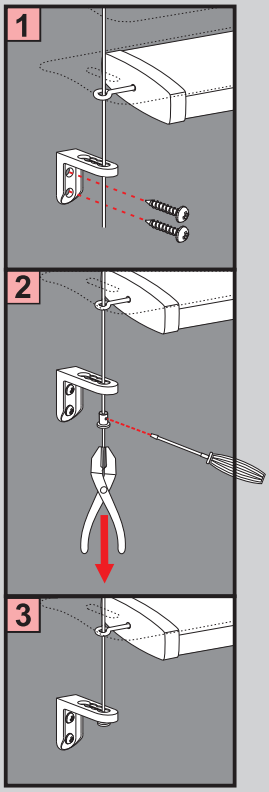

Zijgeleiding idd

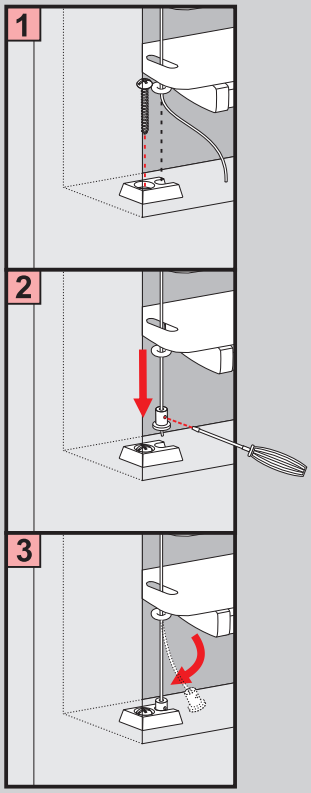

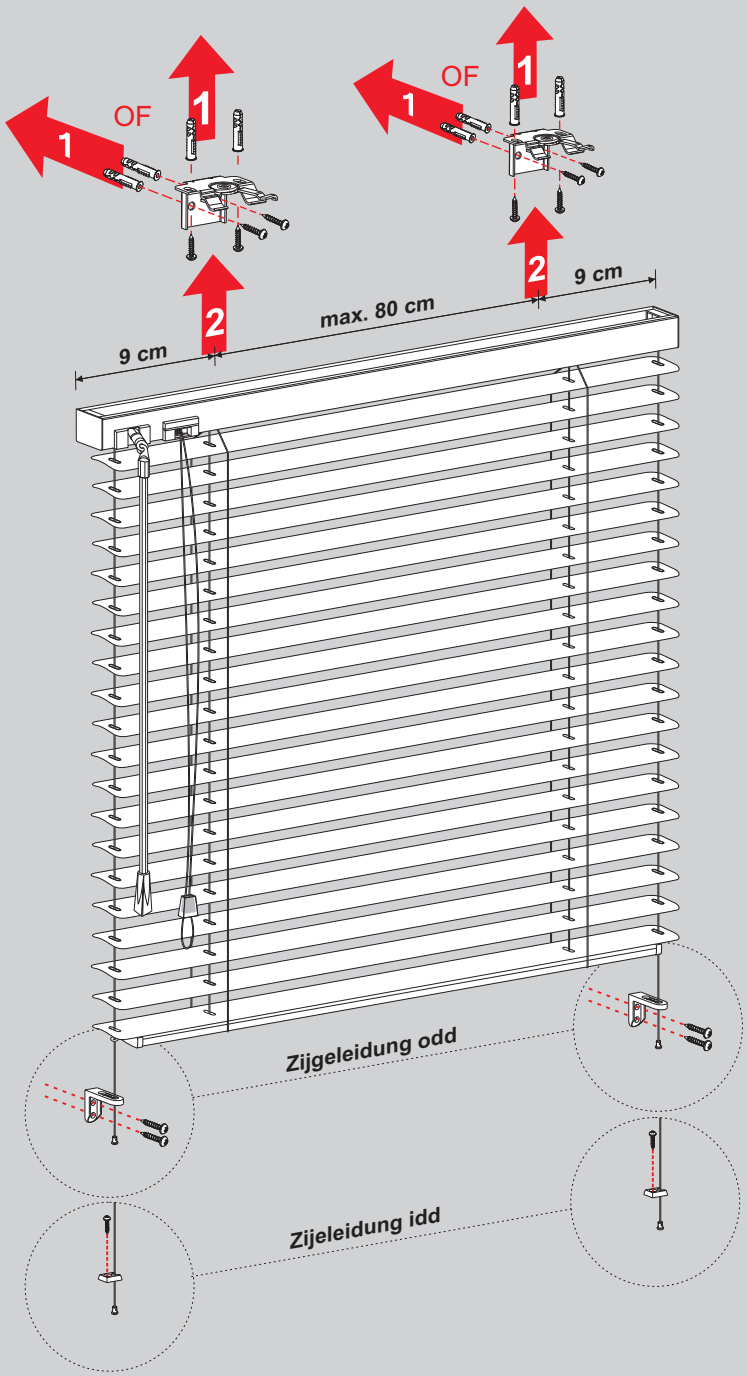

MONTAGE DEURCLIPS

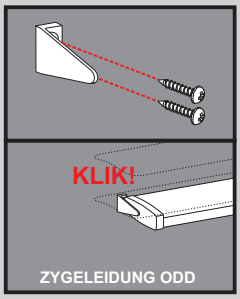

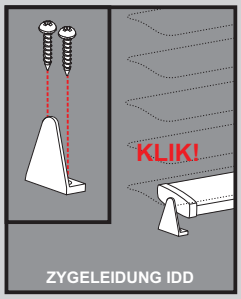

Tijdens monteren van de zijgeleiding veer in het midden



Wichtig! Bitte mit der Pflege-anleitung aufbewahren!

Important! Please keep together with care instructions!

Let op! Bewaren samen met de onderhoudsinstructies!

Important! Conserver ensemble avec les conseils d'entretien!

Importante! Conservare con le istruzioni per la manutenzione!

Ważne! Proszę przechowywać razem z instrukcją pielęgnacji

MONTAGE HANDLEIDING
16/25 mm Jaloezie kunststof kozijnen steun

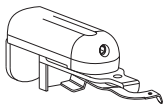

Bitte nur beiliegende Elemente verwenden.
Please use enclosed elements only.
Gelieve enkel bijgevoegde elementen te gebruiken
Se servir exclusivement éléments jointes.
Si prega di utilizzare solo parti allegare ele
Proszę użyć tylko załączonych elementów.

Voorzichtig uitpakken pas op dat u de koorden niet doorknipt

Montage • Fitting • Montage • Montaggio • Montaż

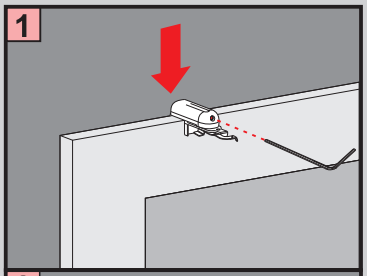

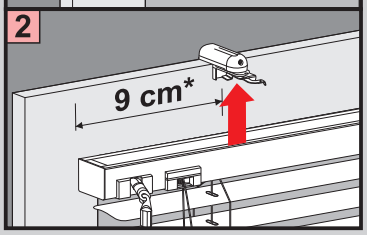

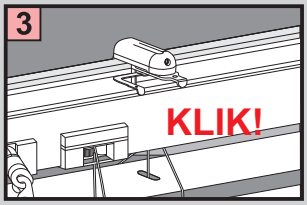

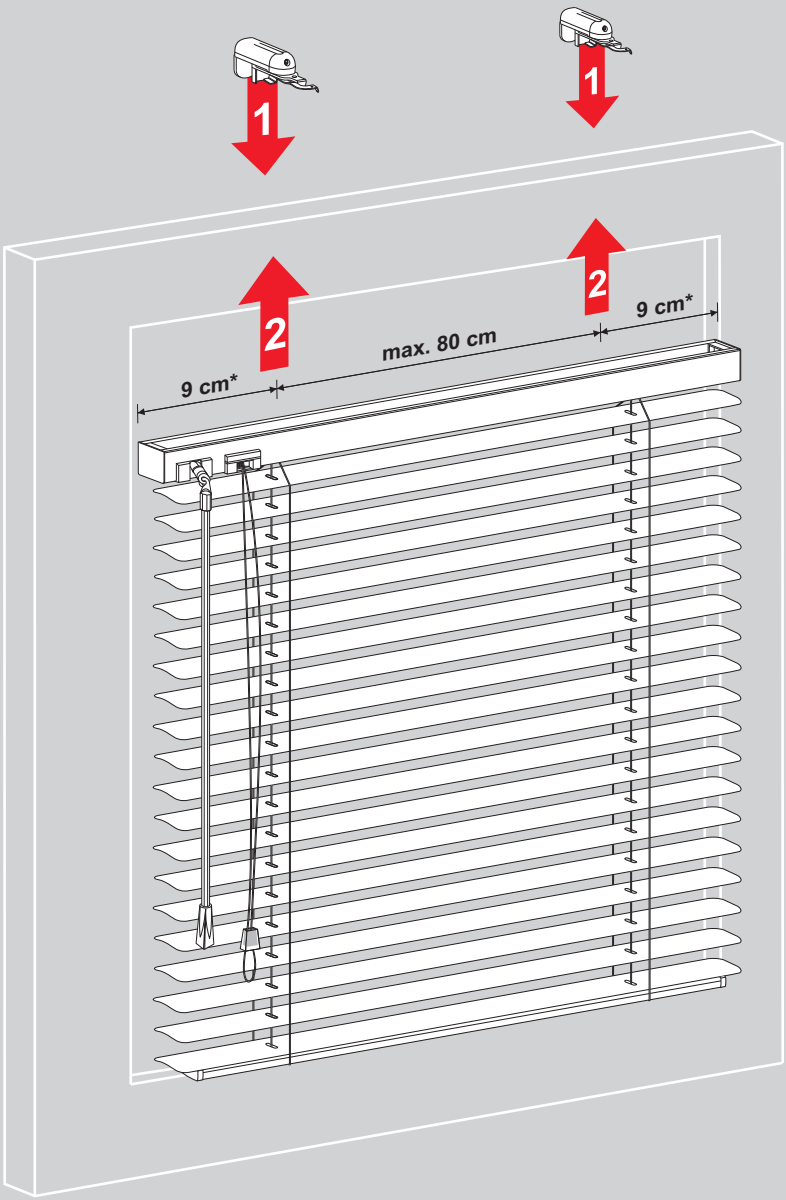

Afstand van de steunen is niet bepalend geen steun boven het mechanisme plaatsen

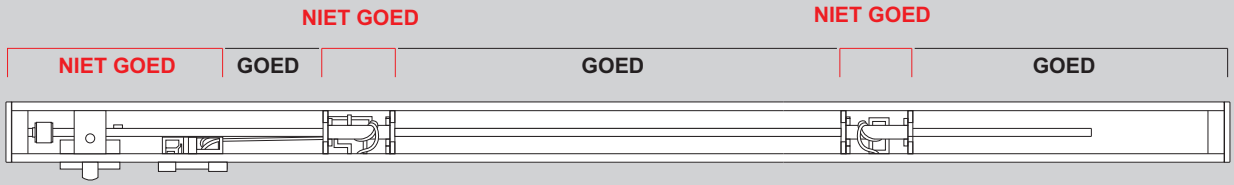

Type Monocommando



Wichtig! Bitte mit der Pflege-anleitung aufbewahren!

Important! Please keep together with care instructions!

Let op! Bewaren samen met de onderhoudsinstructies!

Important! Conserver ensemble avec les conseils d'entretien!

Importante! Conservare con le istruzioni per la manutenzione!

Ważne! Proszę przechowywać razem z instrukcją pielęgnacji

MONTAGE HANDLEIDING

Jaloezie 16/25 mm klemsteunen kunststof kozijnen

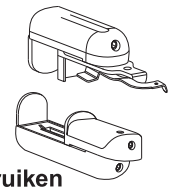

Bitte nur beiliegende Elemente verwenden.
Please use enclosed elements only.
Gelieve enkel bijgevoegde elementen te gebruiken
Se servir exclusivement éléments jointes.
Si prega di utilizzare solo parti allegare ele
Proszę użyć tylko załączonych elementów.

Montage • Fitting • Montage

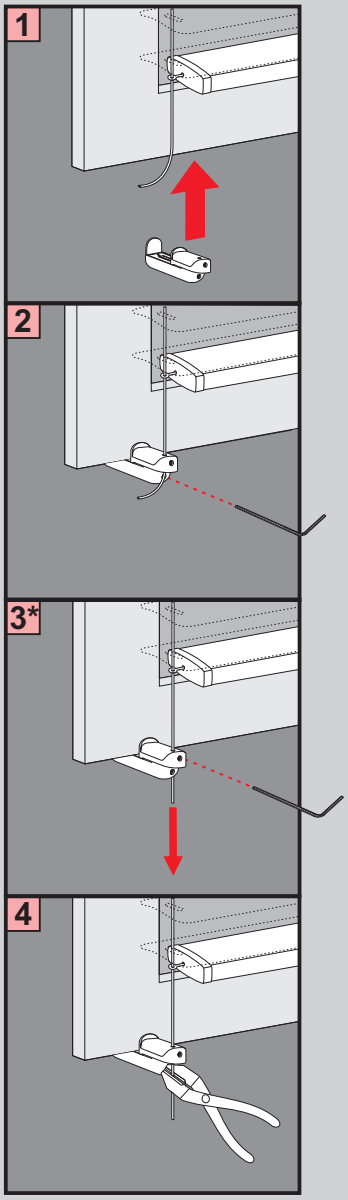

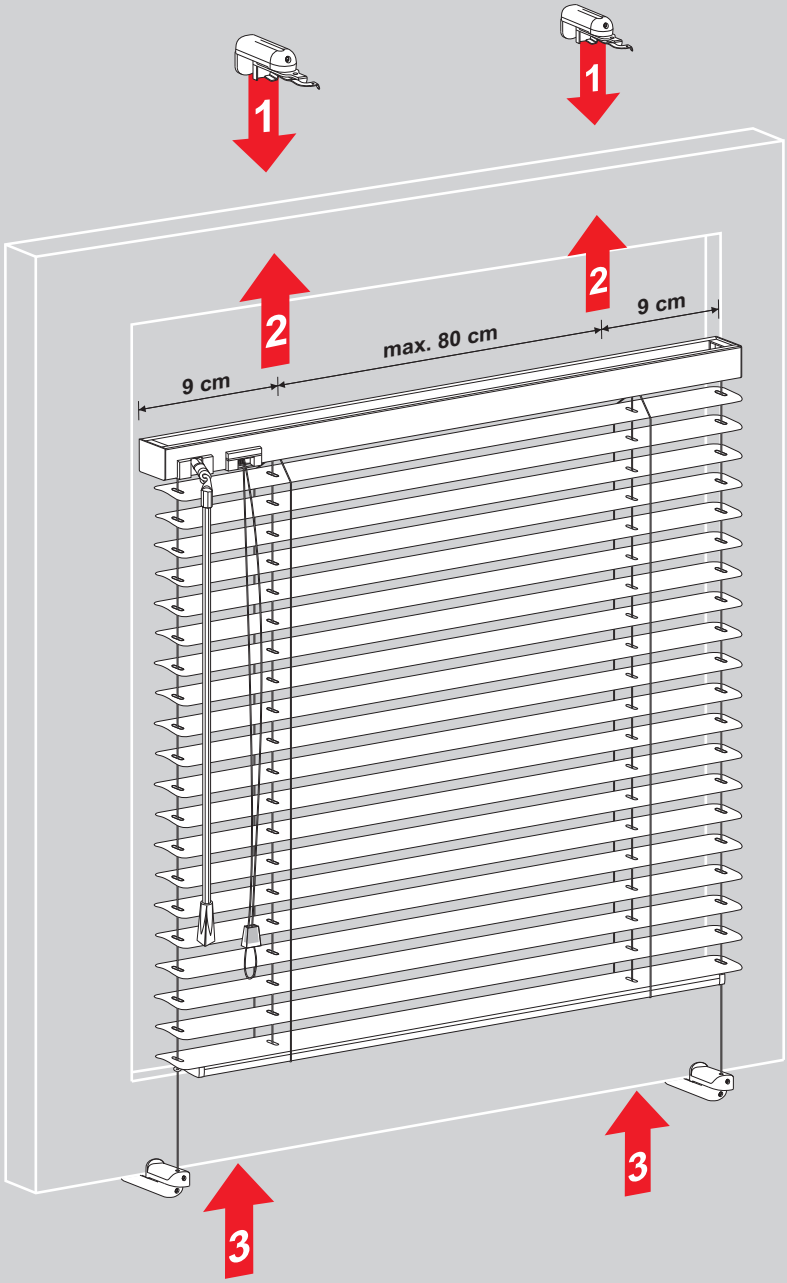
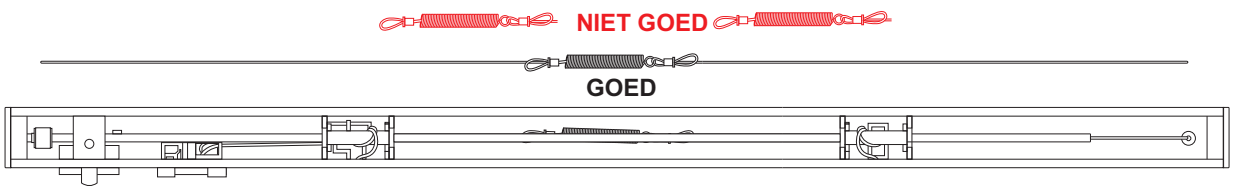
Tijdens monteren van de zijgeleiding veer in het midden